


# Inline Fan



## STANDARD FEATURES

- Galvanized steel housing with baked powder coat finish
- Powered by external rotor motorized mixed flow impeller
- Permanently lubricated sealed ball bearings
- 100% speed controllable
- Automatic reset thermal overload protection
- Prewired electrical box
- Three-year limited warranty

Specifications				
Model	CFM (0 / 0.1 / 0.2"wg)	Watts	Volts	Amps
5064	836 / 799 / 761	327	115	2.99*1
5065	910 / 873 / 836	329	115	3.01*1
5066	1266 / 1226 / 1187	529	115	4.84*2

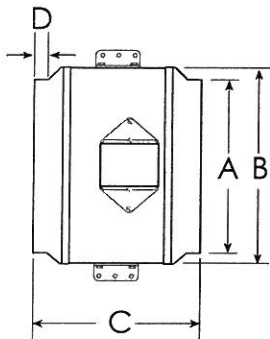
\*1. Recommended speed control rating 5A.

\*2. Recommended speed control rating 7.5/ 10A.

### Note:

5064, 5065 & 5066 includes two clamps.

5064-1, 5065-1 & 5066-1 excludes clamps.



Model	A	B	C	D	Metal Gauge	Wt. (lbs)
5064	7 7/8	12 1/2	15 1/2	3/4	18	20
5065	9 7/8	12 1/2	12 1/2	3/4	18	19
5066	9 7/8	14	15	3/4	18	25

All dimensions in inches

Accessories for 5064	Model
<input type="checkbox"/> $\phi$ 8" Silencer	5073
<input type="checkbox"/> $\phi$ 8" Mounting Clamp	5075
<input type="checkbox"/> $\phi$ 8" Roof Cap	5077
<input type="checkbox"/> Reducers( $\phi$ 10" to $\phi$ 8")	5079
<input type="checkbox"/>	

### Note:

Two Mounting Clamps helps fan installation to hold duct.

We highly recommend silencer use.

Accessories for 5065,5066	Model
<input type="checkbox"/> $\phi$ 10" Silencer	5074
<input type="checkbox"/> $\phi$ 10" Mounting Clamp	5076
<input type="checkbox"/> $\phi$ 10" Roof Cap	5078

Wall Switch	Model
<input type="checkbox"/> Wall Switch on/off 10Amp	5081
<input type="checkbox"/> Wall Switch on/off 5Amp	5082
<input type="checkbox"/> Wall Switch slider 5Amp	5083
<input type="checkbox"/> Wall Switch slider 7.5Amp	5084

# Exterior-Mounted Fans



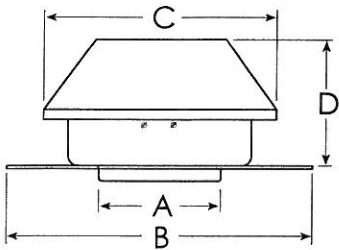
Model: 5067,5068,5069



Model: 5070,5071,5072

- | STANDARD FEATURES  |  |
|--|--|
| • Galvanized steel housing with baked powder coat finish |  |
| • Powered by external rotor motorized impeller           |  |
| • Permanently lubricated sealed ball bearings            |  |
| • 100% speed controllable                                |  |
| • Automatic reset thermal overload protection            |  |
| • Prewired electrical box                                |  |
| • Three-year limited warranty                            |  |

Model: 5067,5068,5069

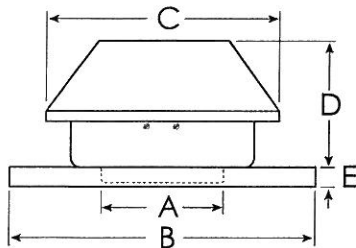


Specifications				
Model	CFM (0"wg)	Watts	Volts	Amps
5067	409	153	115	1.48 <sup>*1</sup>
5070				
5068	753	394	115	3.61 <sup>*1</sup>
5071				
5069	1008	531	115	5.12 <sup>*2</sup>
5072				

\*1. Recommended speed control rating 5A.

\*2. Recommended speed control rating 7.5/10A.

Model: 5070,5071,5072



Model	A	B	C	D	E	Metal Gauge	Wt.(lbs)
5067	7 7/8	20	15 3/4	6	—	22	19
5070					1 1/2		
5068	9 7/8	20	19 3/4	11 3/4	—		31
5071					1 1/2		
5069	9 7/8	20	19 3/4	12 11/16	—	35	
5072					1 1/2		

All dimensions in inches

Accessories for 5067,5070	Model
<input type="checkbox"/> $\phi$ 8" Mounting Clamp	5075
<input type="checkbox"/> Reducers( $\phi$ 10" to $\phi$ 8")	5079

Accessories for 5068,5069,5071,5072	Model
<input type="checkbox"/> $\phi$ 10" Mounting Clamp	5076

Wall Switch	Model
<input type="checkbox"/> Wall Switch on/off 10Amp	5081
<input type="checkbox"/> Wall Switch on/off 5Amp	5082
<input type="checkbox"/> Wall Switch slider 5Amp	5083
<input type="checkbox"/> Wall Switch slider 7.5Amp	5084
<input type="checkbox"/>	